



BMG-48

ROBUST DESIGN
HIGH QUALITY STAINLESS STEEL

MANUAL GRIDDLE 48 INCHES



Heavy duty 1" thick polished steel griddle plate

30,000 BTU burner per 12" section

SS standby pilot for instant ignition

Independent manual controls per burner

Adjustable, stainless steel legs



Stainless steel exterior and interior

Full length seamless drip pan, easy to remove & clean



Dimensions (wxdxh) 48" x 33^{1/2}" x 15^{1/4}"

Cooking Area (wxd) 48" x 24"

Burners 4 x 30,000 BTU/H (total 120K)

BMG-48

DELIVERY

Box dimensions (w×d×h)

50^{1/4"} × 36^{1/4"} × 20^{1/2"}

Weight

net: 516 lbs

ship: 555 lbs

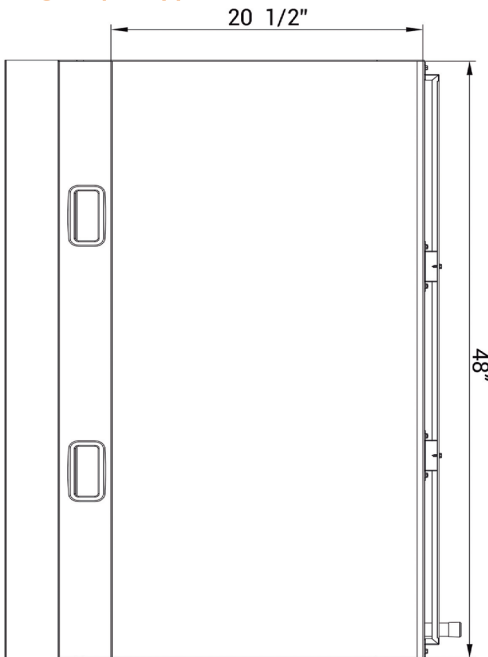
GAS POWERED

Natural	Source	Propane
4"WC	Pressure	10"WC
37#	Nozzle	51#

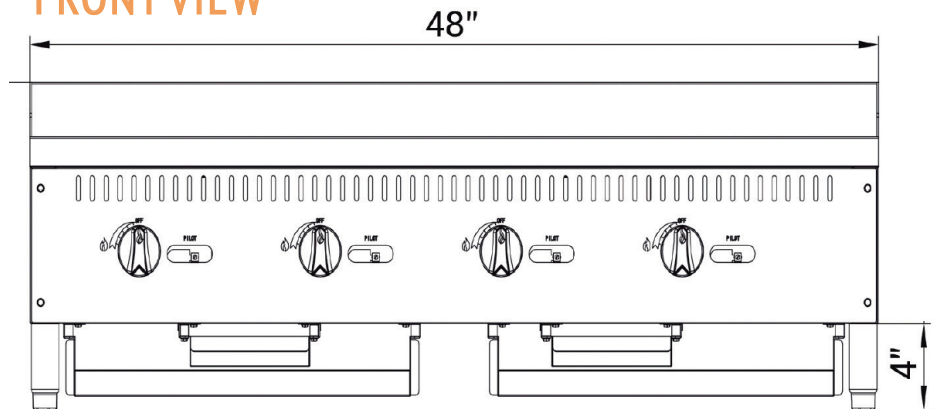
3/4" NPT **Connection** 3/4" NPT

if to be used above 2000 ft, specify altitude and gas type when ordering

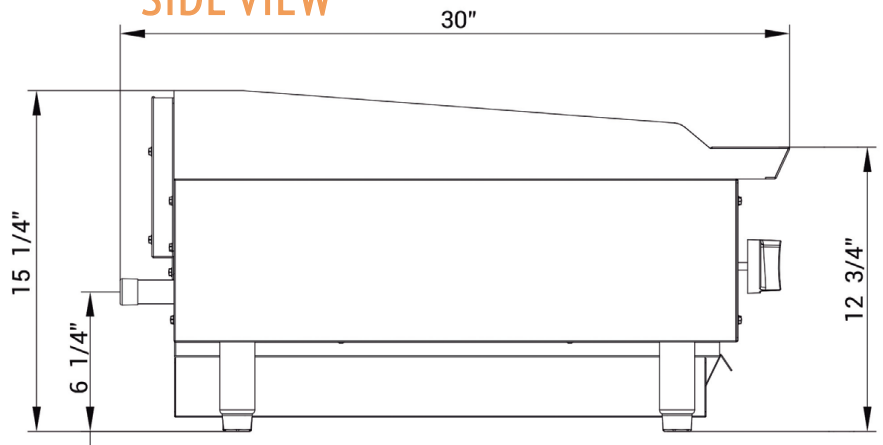
TOP VIEW



FRONT VIEW



SIDE VIEW



ASSEMBLY/SUPPORT



MORE PRODUCTS



SAFETY

Keep combustibles a minimum of 17" away from the equipment. Keep a clearance of 4" at the rear.

 We're on social media! 

1.800.567.3620 | WWW.BRIKA.COM